
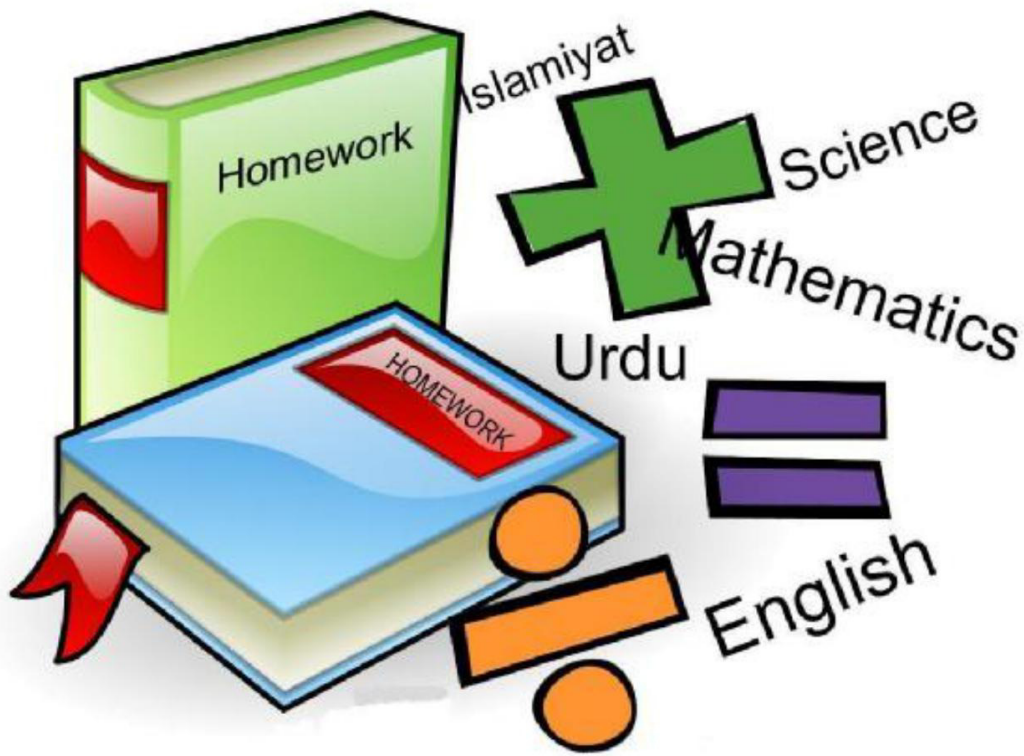


LEARN & HAVE FUN  
DURING THE HOLIDAYS  
CLASS-KINDERGARTEN  
WARM REGION SESSION  
2018-19



**ARMY PUBLIC SCHOOLS AND COLLEGES  
SYSTEM SECRETARIAT**

**Army Public Schools & Colleges System**  
**Instructions for Learn & Have Fun During the Holidays**

- All worksheets have been carefully planned in such a way that students continue the learning process during the holidays, using a variety of interesting activities.
- Parents are expected to explain each homework to the child however, the activities / projects must be the *work of the child*. Parental help and guidance is to be provided only where indicated / needed.
- In case where a particular movie / book is not available, another movie / book of educational value may be picked up.
- **It is mandatory to practice a page of handwriting twice a week on loose sheets.**
- The syllabus covered so far during the 1<sup>st</sup> Term must be revised thoroughly during the summer holidays.



## دوران تعطیلات تفہیم اور تفریح

- ۱۔ تعطیلات کے لیے تجویز کردہ کام اس بات کو مد نظر رکھتے ہوئے ترتیب دیا گیا ہے کہ طلباء تعطیلات میں بھی مختلف اور دلچسپ سرگرمیوں کے ذریعے اپنے سیکھنے کے عمل کو جاری رکھ سکیں۔
- ۲۔ اساتذہ کے لیے اہم ہے کہ وہ اپنی متعلقہ جماعتوں میں دیے گئے گھر کا کام کا بغور مطالعہ کریں اور طلبہ / والدین کو رہنمائی فراہم کریں۔
- ۳۔ طلباء سے توقع کی جاتی ہے کہ وہ چھٹیوں کے بعد چارٹس / پوسٹر ز اور دیے گئے دیگر پراجیکٹ سکول ساتھ لائیں۔
- ۴۔ لازم ہے کہ تجویز کردہ تمام سرگرمیاں / پراجیکٹس صرف طلباء کی ذاتی کاوش ظاہر کریں۔ والدین کی مدد اور رہنمائی صرف وہاں پر فراہم کریں جہاں ناگزیر ہو۔
- ۵۔ اگر کوئی تجویز کردہ کتاب دستیاب نہ ہو تو اخلاقیات پر مبنی کوئی اور دلچسپ و موزوں کتاب تجویز کی جائے۔
- ۶۔ کسی قسم کا تخلیقی کام یاد نہیں کیا جائے گا۔
- ۷۔ طلباء چھٹیوں کا کام کرنے کے لیے نوٹ بکس کی بجائے اضافی صفحات استعمال کریں۔
- ۸۔ ہفتے میں دو دفعہ لکھائی کی مشق کریں۔
- ۹۔ اپریل ۲۰۱۸ء سے مئی ۲۰۱۸ء تک پڑھائے گئے سلیبس کا چھٹیوں میں اچھی طرح اعادہ کیا جائے۔

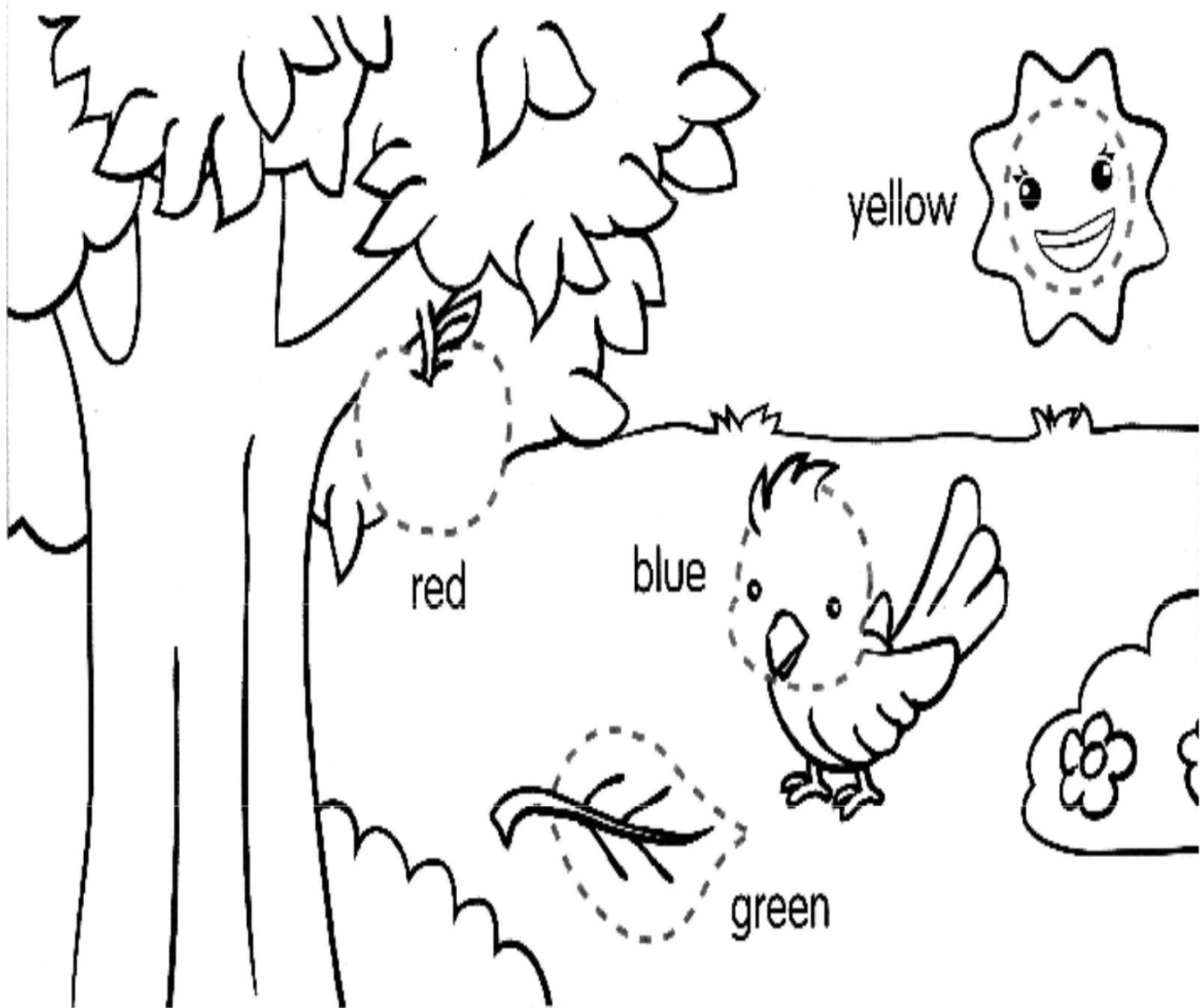


ا	ا	ا	ا
.	.	.	.



## Colours

Q. Trace & colour the pictures.



## ALPHABET SKILLS

# Aa




alligator



Say the name of each picture. Colour the pictures that begin with the same first sound as alligator.



astronaut



ant




ball



dog



ambulance



apple


Write the letters.

A a


B b

**ALPHABET SKILLS**

Colour the spaces with the upper or lowercase Aa letter in the picture below.



On the plate, draw what you would like to have for breakfast.







Match and colour.

I KNOW LETTERS



A

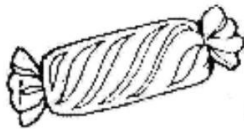


C



B

d



C

a



D

b

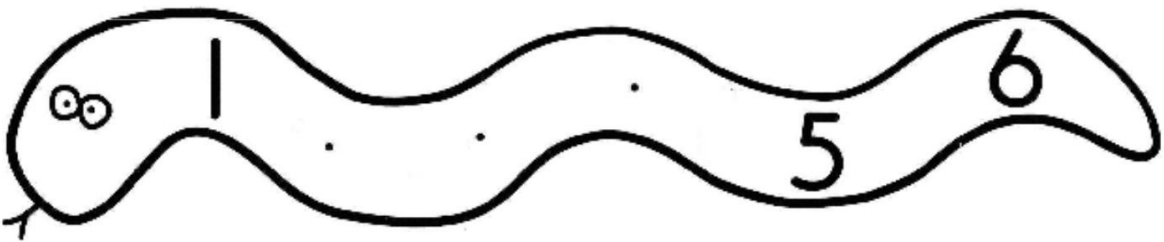


Write the numbers that come before and after the numbers on the middle shirt and colour the pictures.

The first one is done for you.



Write the missing numbers on each snake to show how you count from 1 to 6.

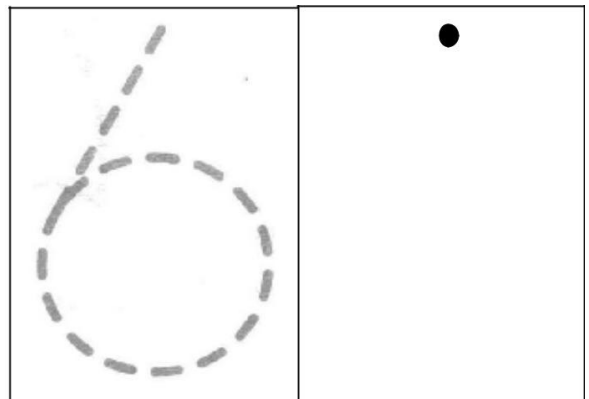
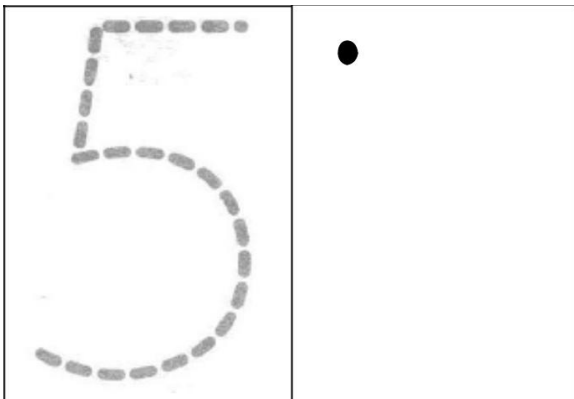
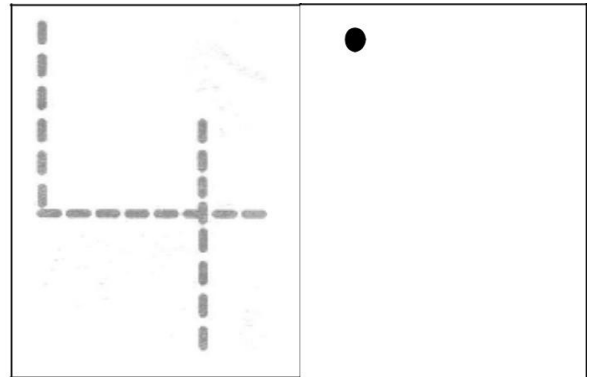
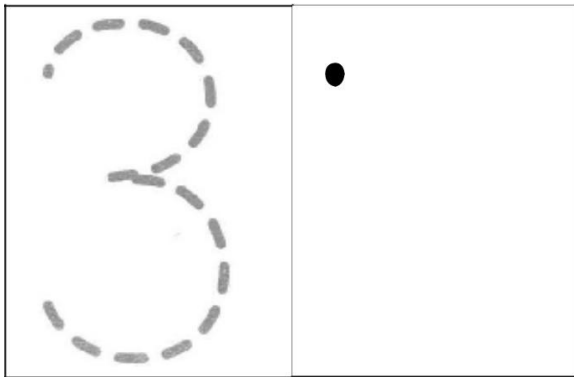
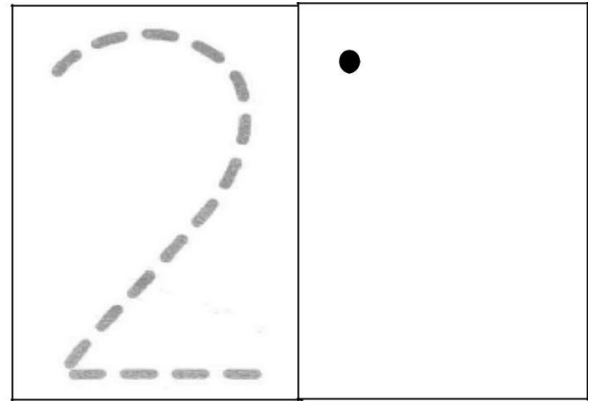



Maths

Subject: English

Class: K.G

Practice writing the numb




# Practice

Date: \_\_\_\_\_

Class: K-G

Q: Trace the Shapes:



Eye-hand coordination for letter formation. Encourage your children to trace with their finger before using a pencil.




ARMY PUBLIC SCHOOL  
DHA ISLAMABAD SECTOR G (PRE SCHOOL)



Class: K.G

Subject:





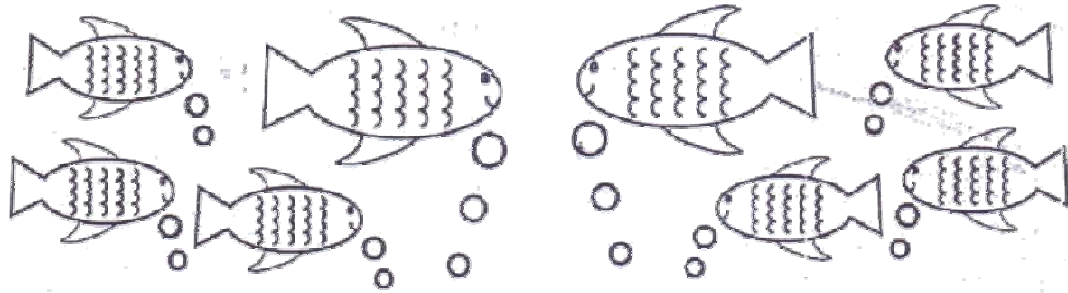
ARMY PUBLIC SCHOOL

DHA ISLAMABAD SECTOR G (PRE SCHOOL)



Class: K.G

Subject:



A B C D E

F G H I J

K L M N O

P Q R S T

U V W X Y

Z





ARMY PUBLIC SCHOOL  
DHA ISLAMABAD SECTOR G (PRE SCHOOL)



Class:K.G

Subject:Math

Trace the Numbers 1 to 5


1 1 1 1 1 1 1

2 2 2 2 2 2 2

3 3 3 3 3 3 3

4 4 4 4 4 4 4

5 5 5 5 5 5 5





ARMY PUBLIC SCHOOL

DHA ISLAMABAD SECTOR G (PRE SCHOOL)



Class: K.G

Subject: ~~English~~

Write the letters.

Aa

Bb



ARMY PUBLIC SCHOOL  
DHA ISLAMABAD SECTOR G (PRE SCHOOL)





Class: K.G

Subject: Pre

Match and colour.

I KNOW LETTERS





ARMY PUBLIC SCHOOL  
DHA ISLAMABAD SECTOR G (PRE SCHOOL)



Class: K.G

Subject: \_\_\_\_\_


Beginning Consonants B, C, and D.

Say the name of each picture.

Write the letter that begins each word on the line.



\_\_\_\_\_



\_\_\_\_\_



\_\_\_\_\_



\_\_\_\_\_



\_\_\_\_\_



\_\_\_\_\_




\_\_\_\_\_



\_\_\_\_\_



\_\_\_\_\_



\_\_\_\_\_



ARMY PUBLIC SCHOOL  
DHA ISLAMABAD SECTOR G (PRE SCHOOL)



Class: K.G

Subject:

Write from Aa – Ii.

Aa



Bb



Cc



Dd



Ee



Ff



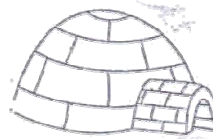
Gg



Hh



Ii





ARMY PUBLIC SCHOOL

DHA ISLAMABAD SECTOR G (PRE SCHOOL)




Class: K.G

Subject: \_\_\_\_\_

Write from Aa – Hh and match the letter to the picture.

Aa



Bb



Cc



Dd







ARMY PUBLIC SCHOOL



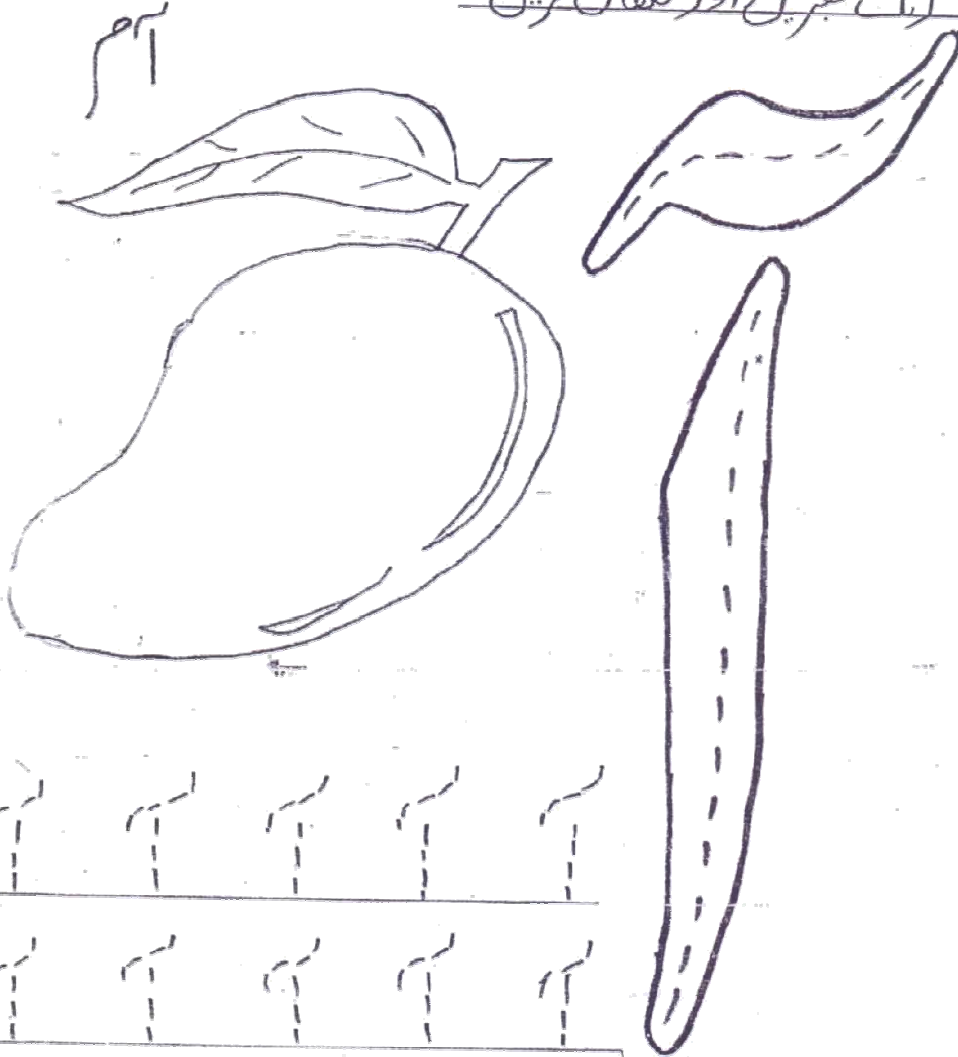
DHA ISLAMABAD SECTOR G (PRE SCHOOL)

Name: \_\_\_\_\_

Class: Play Group

Subject: Urdu

اناب بھریں اور بھائی کریں







ARMY PUBLIC SCHOOL

DHA ISLAMABAD SECTOR G (PRE SCHOOL)



Name: \_\_\_\_\_

Class: Play Group

Subject: Urdu

رنگ بھریں اور حرف آؤ ٹریس کریں

انگور





ARMY PUBLIC SCHOOL

DHA ISLAMABAD SECTOR G (PRE SCHOOL)

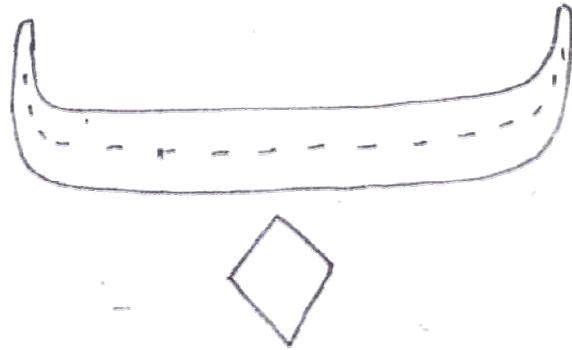


Name: \_\_\_\_\_

Class: Play Group

Subject: Urdu

ٹریس کریں اور رنگ بھریں



بندر





ARMY PUBLIC SCHOOL

DHA ISLAMABAD SECTOR G (PRE SCHOOL)



Name: \_\_\_\_\_

Class: K.G

Subject: Urdu

ب کا خاندان

تلفظ "با" "پا" "تا" "ٹا" "ثا"

بناوٹ: چھوٹی دیوار لمبی سڑک چھوٹی دیوار

لفظ ب "پ" "ت" "ٹ" "ث"

باب باب باب

پپپپپپ

تتتتتت

ٹٹٹٹٹٹ

ثثثثثث



ڈی ایچ اے گرمی پبلک اسکول  
پری اسکول

تاریخ \_\_\_\_\_  
 کلاس: \_\_\_\_\_

نام \_\_\_\_\_  
مرخصیوں پر \_\_\_\_\_

صرف ۱ اور ب کی پہچان، لکھائی اور ذخیرہ الفاظ۔

اخبار

۱  
استری

۱  
انتار

انلور

1

1

1

1



10

1

⑤

1

1

10

ب  
بندو

ب  
بکری

بابی

ب  
بادل

---

$$\frac{1}{2}$$

• •

• •

10

• •

1

صفحه ۴۸




ARMY PUBLIC SCHOOL  
DHA ISLAMABAD SECTOR G (PRE SCHOOL)



Class: K.G

Subject: .....



میمون



بچہ

.....	.....	.....	.....
.....	.....	.....	.....
.....	.....	.....	.....
.....	.....	.....	.....





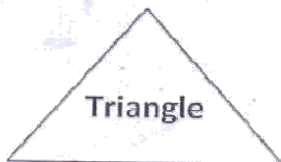
ARMY PUBLIC SCHOOL  
DHA ISLAMABAD SECTOR G (PRE SCHOOL)



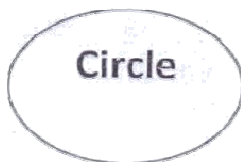
Class:K.G

Subject:Math

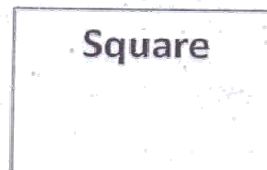
Color the Shapes:



RED



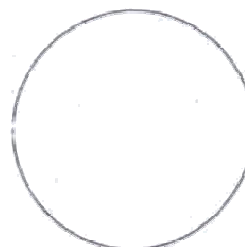

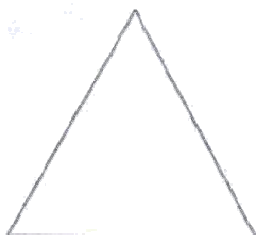

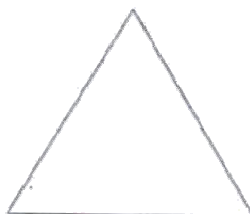
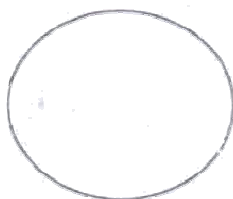


Blue



Green

Color the triangle in red, circle in blue and square in green.







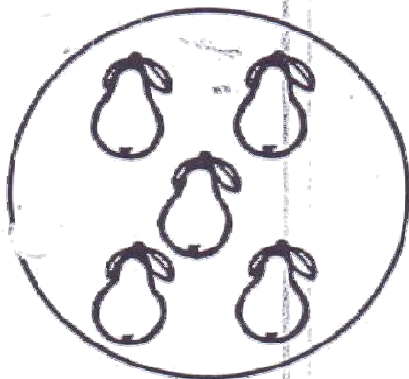
ARMY PUBLIC SCHOOL  
DHA ISLAMABAD SECTOR G (PRE SCHOOL)



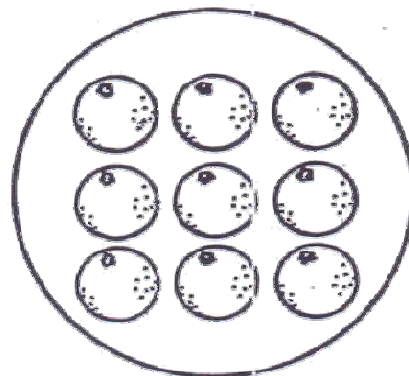
Class: K.G

Subject: Math


Count and match.




5



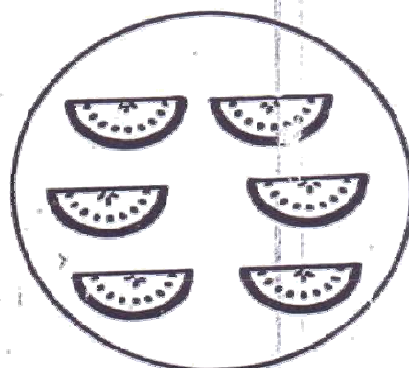
6



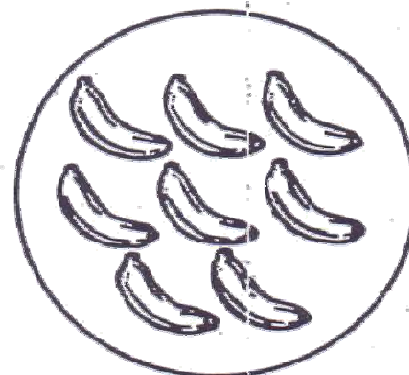
7



8



9



10





ARMY PUBLIC SCHOOL

DHA ISLAMABAD SECTOR G (PRE SCHOOL)



Class: K.G

Subject: Math

Trace the numbers "1-5"

1 1 1 1 1 1

2 2 2 2 2 2

3 3 3 3 3 3

4 4 4 4 4 4

5 5 5 5 5 5



ARMY PUBLIC SCHOOL

DHA ISLAMABAD SECTOR G (PRE SCHOOL)



Class: K.G

Subject: Math


Count the stars on each balloon.  
Match with the correct number.



6



4



5



2




3



ARMY PUBLIC SCHOOL





DHA ISLAMABAD / SECTION GREEN / SCHOOL



Class: K.G

Subject: Math

Trace the numbers "1 - 5"



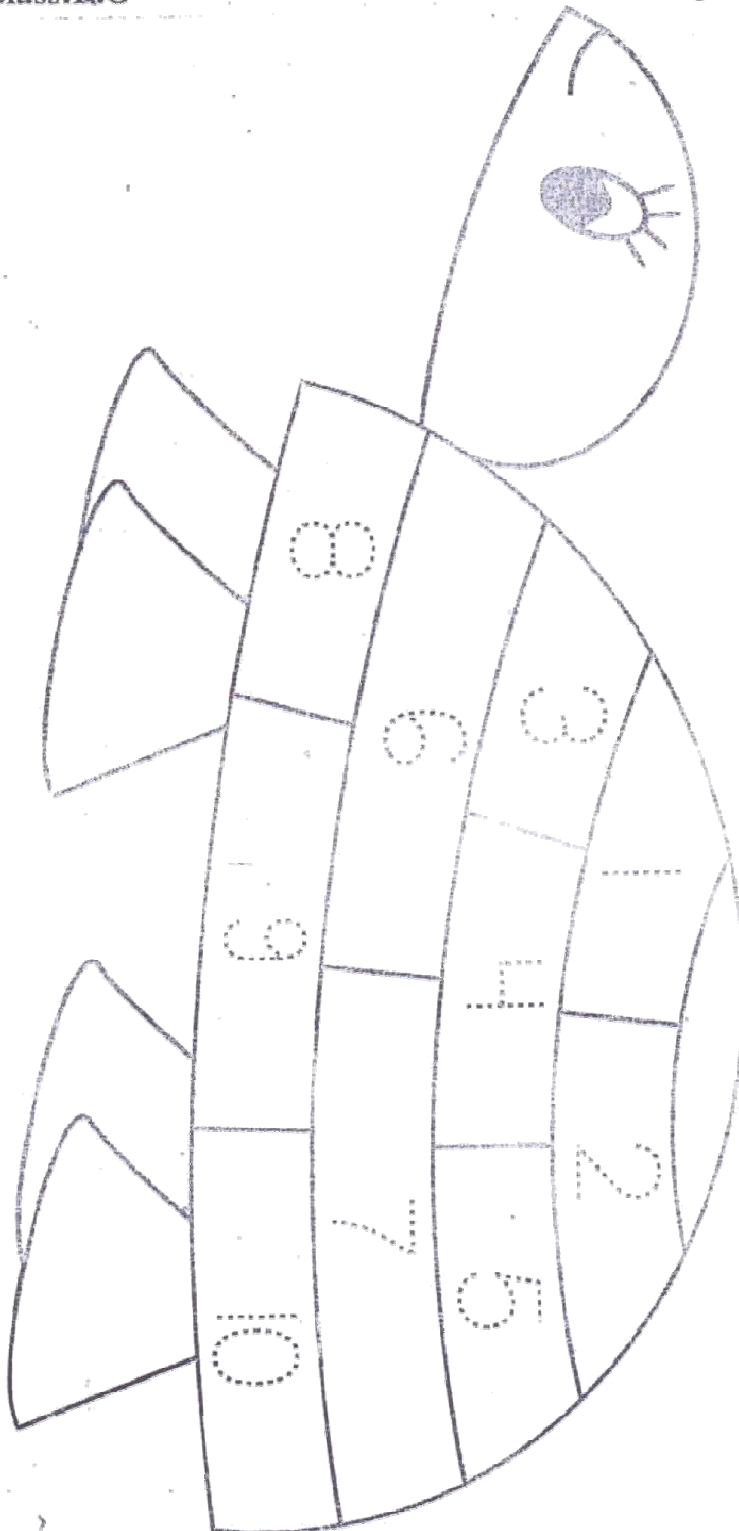


ARMY PUBLIC SCHOOL  
DHA ISLAMABAD SECTOR G (PRE SCHOOL)



Class: K.G

Subject: Math



Trace and Color



ARMY PUBLIC SCHOOL , Sector-G, Phase II, ISLAMABAD



Class: K.G-

Name: \_\_\_\_\_

Subject: Maths

Date: \_\_\_\_\_

Trace and write the numbers

1	1	.	.
2	2	.	.
3	3	.	.
4	4	.	.
5	5	.	.





ARMY PUBLIC SCHOOL  
DHA ISLAMABAD SECTOR G (PRE SCHOOL)



Name: \_\_\_\_\_

Class: K.G.

Subject: Urdu

# ترکا خاندان

تلفظ: "را" "ڑ" "ز" "زا" "زبا"

بناوٹ: نیچے لائن سلائٹ لیے

نقشے: "ر" "ڑ" "ز" "زا" "زبا"





Name:

Class: KC

Subject: Urdu

# د کماڅانګه

تلفظ: "دا" "ڈا" "دا"

مباحثہ: - التائید سے منبائی .

نقد "b"

2 2 2 2 2

2 2 2 2 2

2 3 3 3 3



ARMY PUBLIC SCHOOL

DHA ISLAMABAD SECTOR G (PRE SCHOOL)

Name: \_\_\_\_\_

Class: K.G

Subject: Urdu

# ج کا خاندان

تلفظ: "جا" "چا" "حا" "خا"

بناو رے۔ کھرے ہو جائیں۔ لیٹ جائیں اور الٹی سٹی بنائیں

نقطے: "ج" "چ" "ح" "خ"

ج ج ج ج ج

چ چ چ چ چ


ح ح ح ح ح

خ خ خ خ خ



# DHAI Army Public School

Pre School



Name \_\_\_\_\_

Date \_\_\_\_\_

Class\_ K.G

Subject: urdu

ب سے ش تک لکھیے اور تصاویر میں رنگ بھریئے :- دہرائی :-


لفظ نمبر 7



ARMY PUBLIC SCHOOL  
DHA ISLAMABAD SECTOR G (PRE SCHOOL)




Class: K.G

Subject:

تثلی

ت کی پڑھائی اور لکھائی۔



تاج



آواز: تا

تالا



ت

بناوٹ: چھوٹی سی دیوار، لمبی سی کڑی، چھوٹی سی دیوار

ت

ت

ت

ت



ARMY PUBLIC SCHOOL  
DHA ISLAMABAD SECTOR G (PRE SCHOOL)




Class: **K.G**

Subject: \_\_\_\_\_

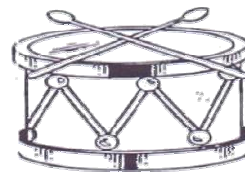
Circle the correct letter according to picture.




**Bb Gg Ff**



**Cc Ee Aa**




**Ff Dd Cc**



**Ee Ff Aa**




**Bb Dd Ee**



**Cc Ff Bb**



**Dd Aa Cc**




**Gg Ff Aa**



**Gg Ff Aa**

ایک جیسے حروف کو ایک جیسا رنگ لکھیں۔


ک	ح	ز	ر
ح	ا	ک	ج
ج	ر	پ	ا



صفحہ نمبر 10

ایک جیسے حروف کو ایک جیسا رنگ لکھیں۔

خ	ط	چ	ت
ث	ح	ن	ط
ج	ح	خ	ث







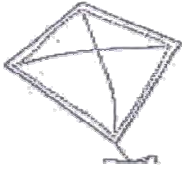





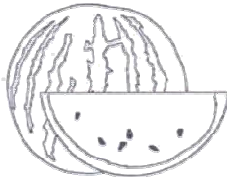


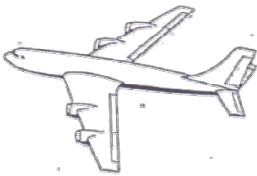








APSACS  
URDU  
CLASS: KG

NAME: \_\_\_\_\_

DATE: \_\_\_\_\_

س: حرف سے متعلقہ تصاویر میں رنگ بھریں۔

				ا
				پ
				ت
				ج
				چ

صفحہ نمبر ۹

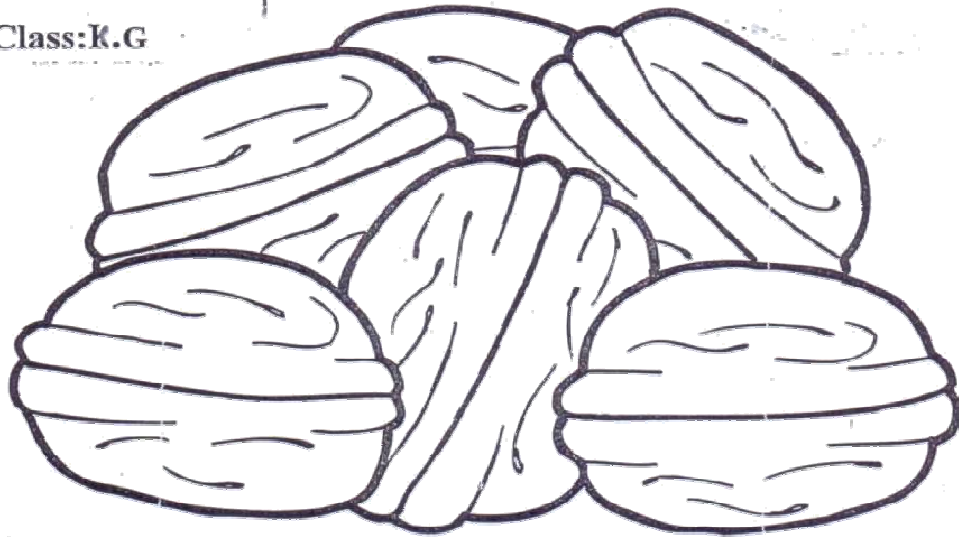


ARMY PUBLIC SCHOOL

DHA ISLAMABAD SECTOR G (PRE SCHOOL)



Class:K.G



nuts



How many fall things can I see?







ARMY PUBLIC SCHOOL  
DHA ISLAMABAD SECTOR G (PRE SCHOOL)



Class: K.G

Subject: \_\_\_\_\_



winter sleds



Winter, winter, under the tree.




ARMY PUBLIC SCHOOL  
DHA ISLAMABAD SECTOR G (PRE SCHOOL)




Class: K.G

Subject:



spring birds



spring kites





ARMY PUBLIC SCHOOL

DHA ISLAMABAD SECTOR G (PRE SCHOOL)

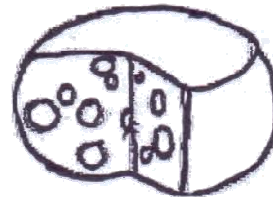
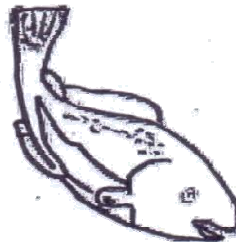


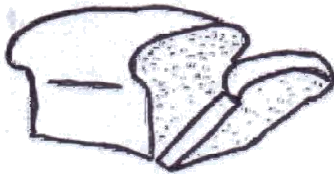


Class: K.G

Subject: Health

## Healthy Foods

- Circle the foods that are healthy.
- Put an X on the foods that are not healthy.
- Color your favorite healthy food.






ARMY PUBLIC SCHOOL  
DHA ISLAMABAD SECTOR G (PRE SCHOOL)



Class: K.G

Subject: Art

Color the picture of Pakistani flag:





ARMY PUBLIC SCHOOL  
DHA ISLAMABAD SECTOR G (PRE SCHOOL)



Class: K.G

Subject: \_\_\_\_\_

On the plate, draw what you would like to have for breakfast.

