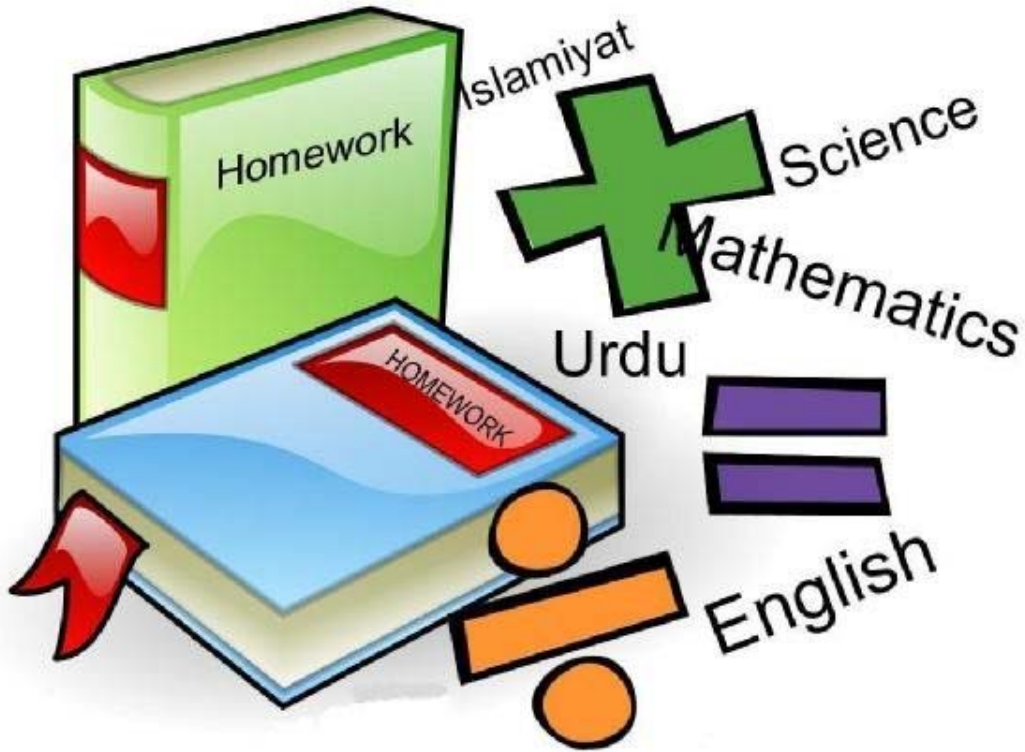


Learn & Have Fun
During the Holidays
Class-I
Warm Region

Session 2017-18





Army Public Schools and Colleges System Secretariat

Army Public Schools & Colleges System

Curriculum Development Department

Instructions for Learn & Have Fun during the Holidays

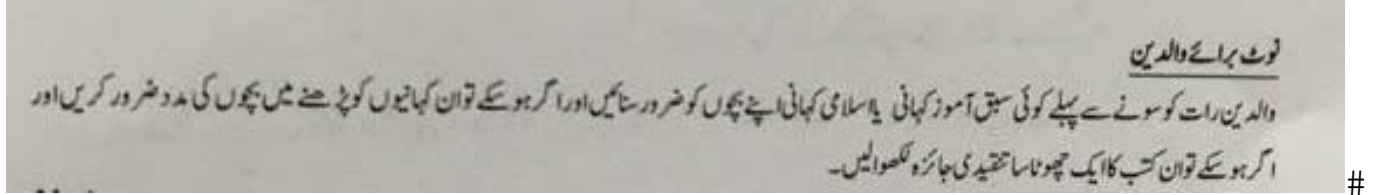
- All assignments have been carefully planned in such a way that students continue the learning process during the holidays, using a variety of interesting activities.
- Students are expected to bring back their charts / posters and other projects to school after the holidays.
- Parents are expected to explain each homework to the child however, the activities / projects must be the *work of the child*. Parental help and guidance is to be provided only where indicated / needed.
- Where a particular movie / book is not available, another movie / book of educational value may be picked up.
- All creative work (book reports, essays, sentences) should be the work of the child.
- **It is mandatory for students to practice a page of handwriting twice a week.**
- Students should use loose sheets to do these assignments / activities except where indicated otherwise.
- The syllabus covered so far during the 1st Term should be revised thoroughly during summer holidays.
- Students should make their own scrap book where needed.
- Read English stories to your child. Ask the child to repeat the story to you in his own words to develop listening and speaking skills.

دوران تعطیلات تفہیم اور تفریح

- ۱۔ تعطیلات کے لیے تجویز کردہ کام اس بات کو مد نظر رکھتے ہوئے ترتیب دیا گیا ہے کہ طلباء تعطیلات میں بھی مختلف دلچسپ سرگرمیوں کے ذریعے اپنے سیکھنے کے عمل کو جاری رکھ سکیں۔
- ۲۔ اساتذہ کے لیے ضروری ہے کہ وہ اپنی متعلقہ ہنر مندوں میں دیے گئے ہوم ورک کا بخور مطالعہ کریں اور طلباء/والدین کو رہنمائی فراہم کریں۔
- ۳۔ طلباء سے توقع کی جاتی ہے کہ وہ چھٹیوں کے بعد چارٹس/پوسٹرز اور دیگر دیے گئے پراجیکٹ سکول ساتھ لائیں۔
- ۴۔ لازم ہے کہ تجویز کردہ تمام سرگرمیاں اپنا ایکشن صرف طلباء کی ذاتی کاوش ظاہر کریں۔ والدین کی مدد اور رہنمائی صرف وہاں پر فراہم کی جائے جہاں اس کا ذکر کیا گیا ہو۔
- ۵۔ جہاں کوئی تجویز کردہ کتاب دستیاب نہ ہو تو اخلاقیات پر مبنی کوئی اور دلچسپ و سوزوں کتاب تجویز کی جائے۔
- ۶۔ ہر قسم کا تخلیقی کام (تصویر نگاری، مضامین، جملے) طلباء خود کریں، کیونکہ یہ کام صرف بچوں کی تخلیقی صلاحیتیں اجاگر کرنے کے لیے دیا جا رہا ہے۔
- ۷۔ کسی قسم کا تخلیقی کام یاد نہیں کیا جائے گا۔
- ۸۔ طلباء چھٹیوں کا کام کرنے کے لیے نوٹ بکس کی بجائے صفحات استعمال کریں۔
- ۹۔ ہر نئے کسی بھی اخبار، رسالے یا کتاب وغیرہ میں سے خوشخطی کے دو صفحات تحریر کریں۔
- ۱۰۔ اپریل ۲۰۱۷ء سے مئی ۲۰۱۷ء تک پڑھے گئے سلیبس کا چھٹیوں میں اچھی طرح اعادہ کیا جائے۔

SUGGESTED READING / BOOK LIST

- The Happy Prince.
- The Three Billy Goats Gruff
- The Ugly Duckling
- Town Mouse and Country Mouse



Note:

- Any other book of the child's intellectual / comprehension level/interest can be selected, both for Urdu and English.
- During the holidays, students may read other level specific stories given at the back cover of the reader.

VOCABULARY LIST

ai	ea	oa	fl	fr
rain	fleas	toad	flag	frown
again	please	croak	fly	from
pain	ease	road	flower	front
chain	dream	goat	flutter	fruit
main	cream	boat	flame	fridge
stair	speak	coat	flute	frog
train	dead	toast	flap	frost
chair	hear	roast	flat	french
fairy	bear	boast	flew	fry
maize	tear	soap	fleet	frame

Book Report For Class I

English

MY BOOK REPORT

TITLE OF THE BOOK

Author's Name:

Name: _____

Class _____ Section _____

CHARACTER
Who are the characters in the story?

SETTING
Where does the story take place?

THE STORY

Beginning



Middle

End

MY FAVOURITE EVENT

This Book Was:
 Exciting
 Boring
 Funny
 Sad
 Interesting
 Scary
 Confusing
 Entertaining


میں نے کتاب پڑھی (تبصرہ)




تمام ستاروں اور تصاویر میں اپنی پسند کے رنگ بھریں



میں نے کتاب _____ دن میں پڑھی



اپنے پسندیدہ کردار کی تصویر بنائیں اور رنگ بھریں



Learn & Have Fun during the Holidays

Class – I (Session 2017 – 2018)

English

1. The written work to be done on loose sheets.
2. Make a list of activities you would love to do during the holidays. Draw or paste pictures and write a sentence why you want to do them & what you will learn.
3. Read and Learn ten words per week from the given list on page 3 (Vocabulary List).
4. Read your favourite story book and write the names of the characters in the story.
5. With help from your mother, make a sandwich or noodles and any drink of your choice. Write down the ingredients and the steps of the recipe. Paste or draw pictures of the ingredients you used in it.
6. Watch a cartoon movie of your choice. Draw 5 characters from the story. Colour them and write the names of the characters.
7. Make an outline of your hand and foot with a pencil on a piece of paper. Write down some of the work you do with your hands and feet, inside the impression drawn.
8. Make two webs of:-
 - a. the toys you have
 - b. different flavours of the ice-cream you like.
9. Make Sentences of the words given :
rain ,fleas , toad ,flag, frown, again, please, croak, fly, from, pain ,ease, road , flower, front, chain, dream, goat, flutter, fruit ,main, cream, boat, flame ,fridge, stair, speak, coat, flute, frog, train, dead ,toast ,flap ,frost, chair, hear, roast, flat , french, fairy, bear, boast, flew, fry, maize ,tear, soap, fleet, frame.
10. Write ten sentences as creative writing for each of the following :
 - a. I wish to be.....
 - b. If I am a flower
 - c. My hero

11. **Dairy writing:** Write at least 5 sentences about your routine in summer vacations on daily basis. Make a separate booklet for dairy writing.

12. **Vocabulary words for dictation:**

<u>Once</u>	Time	<u>Little</u>	<u>Old</u>	<u>Woman</u>
<u>Made</u>	<u>Put</u>	<u>Oven</u>	<u>Cook</u>	<u>Soon</u>
<u>Took</u>	<u>Out</u>	<u>Jumped</u>	<u>Ran</u>	<u>Door</u>
<u>Stop</u>	<u>Shouted</u>	<u>Want</u>	<u>Eat</u>	<u>Tea</u>
<u>Chased</u>	<u>Catch</u>	<u>Met</u>	<u>Cow</u>	<u>Horse</u>
<u>Came</u>	<u>River</u>	<u>Fox</u>	<u>Help</u>	<u>Cross</u>
<u>Tail</u>	<u>Feet</u>	<u>Wet</u>	<u>Said</u>	<u>Back</u>
<u>Still</u>	<u>Head</u>	<u>Snap</u>	<u>Went</u>	<u>End</u>
<u>Friend</u>	<u>Indigo</u>	<u>Violet</u>	<u>Rainbow</u>	<u>Feel</u>

13. Kindly help your child prepare a speech of 2 minutes and for creative writing on the following topics:

- a) Quaid e Azam
- b) Allama Iqbal
- c) Defense Day
- d) Pakistan Day
- e) How can I serve Pakistan

13. Solve the following puzzles to learn new words and enhance your vocabulary:

Word Search: Colors




BLACK
BLUE
BROWN
GREEN
ORANGE

PINK
RED
WHITE
YELLOW



Opposites



Across

2. What is the opposite of bad?
5. What is the opposite of far?
6. What is the opposite of sad?
7. What is the opposite of hard?
8. What is the opposite of cold?
10. What is the opposite of low?
11. What is the opposite of West?

Down

1. What is the opposite of white?
3. Happy is the _____ of sad.
4. What is the opposite of wet?
5. What is the opposite of South?
6. What is the opposite of sick?
9. What is the opposite of thick?



www.bogglesworldesl.com



Farm Animal Noises

Word Search

x	v	c	h	e	e	p	r	a	u
g	h	e	n	f	h	c	w	m	i
a	q	t	e	b	q	i	v	c	s
l	u	r	i	t	t	j	m	p	c
k	a	r	g	o	i	n	k	m	m
o	c	r	h	i	k	n	b	i	o
x	k	w	o	o	f	l	a	a	o
e	p	o	o	q	s	g	a	o	v
p	z	c	n	q	a	y	z	w	m
k	r	h	l	j	v	s	v	p	g

baa

cheep

miaow

moo

neigh

oink

quack

woof

NAME: _____ DATE: _____

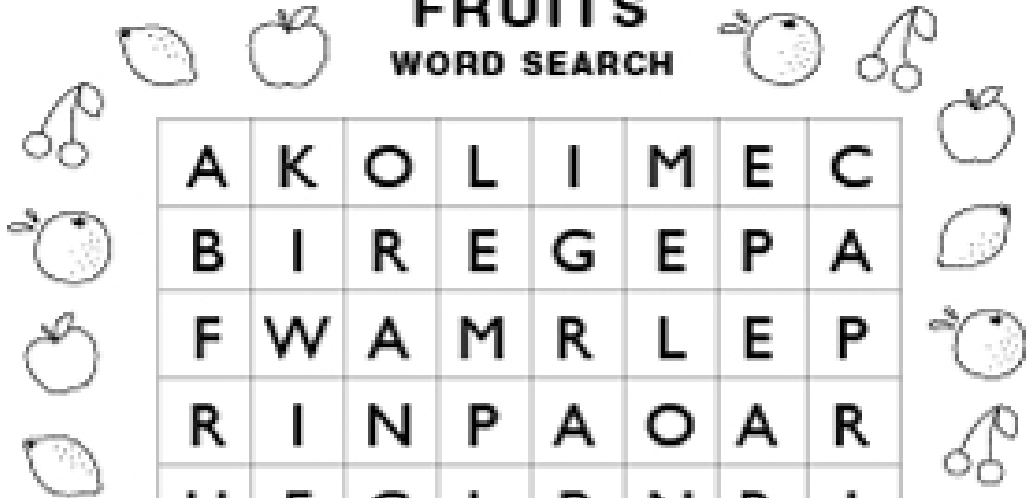
Body Parts Word Search

N J X U J W Z G Q P G M M T F
Z N L A M Y O L P A C I C P D
P R F O R E H E A D O T D N R
A W J O A N K L E S G B A K R
X R T R B R E H H H I H E N N
L H M Y X N E C K O T Q A E D
T V Q O W P A W T U P Q W E T
O J P B S M B U O L J N O S E
O E Q T O U W M M D R N E B Y
T G W T L G Z N E E K H G X E
H R S E Z X U U G R C E Y J C
O M G L I N Z N N J L M A E A
N J W B K T I Q J Y H A I R A
I U L O E F E I F A F O O T F
X H G W M T D S N J A H X G G

HAIR STOMACH
EYE HAND
NOSE KNEE
SHOULDER ANKLE
ELBOW
ARM
FINGER
LEG
FOOT
FOREHEAD
EAR
TOOTH
MOUTH
NECK
CHEST

FRUITS

WORD SEARCH



A	K	O	L	I	M	E	C
B	I	R	E	G	E	P	A
F	W	A	M	R	L	E	P
R	I	N	P	A	O	A	R
U	F	G	L	P	N	R	I
I	N	E	U	E	L	G	C
T	L	E	M	O	N	E	O
S	C	H	E	R	R	Y	T

SEE IF YOU CAN FIND THESE WORDS!

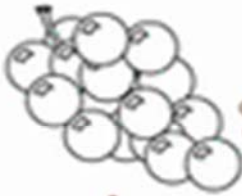
FRUITS APPLE ORANGE MANGO

APRICOT PEAR MELON CHERRY

KIWI LIME PLUM LEMON FIG

Word Search

Sight Words can find



There are 8 words hidden in the puzzle below.
Circle the words as you find them and then cross
each one off the list on the bottom of the page.
Then color in the art!



d	a	e	h	e	b	e	v		
a	h	i	a	c	o	a	e	s	d
l	a	g	c	a	n	d	n	f	o
o	a	h	e		a	l	u	w	
c	b	t	d		i	h	u	n	
k	e	b	i		w	e	a	t	
v	o	o	d	c	a	b	h	s	a
e	r	d	y	o	u	o	j	e	k
t	n	a	t	m	h	w	a	e	e
f	i	n	d	e	a	s	d	o	



can come did do
down eat eight find



Summer Word Search




BEACH
CAMP
FUN
HOT

SUMMER
SUN
SWIM
WATER





Back to School Word Search



blackboard	books	classroom	crayons
desk	friends	paint	pencil
playground	read	table	teacher
tous	whiteboard	write	

Mathematics

1. Practice counting in the following manner:

- What comes after ...? Choose any five numbers. (once weekly)
- What comes before ...? Choose any five numbers. (once weekly)
- What is in between ...? Choose any five numbers. (once weekly)

2. Write in words, the numbers 1-20. (5 number words weekly)

3. Add and Subtract within 10. (on the worksheets attached)

4. NSPM Workbook 1A pgs 76-83, Revision 1. Do the revision exercise on the workbook.

Math Project:

Make any 2 of the following projects and submit after summer vacations.

- a) Make a clock.
- b) Make a shape man or a shape house by using different colored chart paper or real objects (Shapes including circle, rectangle, square ,oval)
- c) Weave Paper Placemats
- d) Make a balance scale to measure weights.(e.g. with a hanger)

Samples of project:



Addition

$$\begin{array}{r} 8 \\ +2 \\ \hline \end{array}$$

$$\begin{array}{r} 6 \\ +2 \\ \hline \end{array}$$

$$\begin{array}{r} 5 \\ -2 \\ \hline \end{array}$$

$$\begin{array}{r} 6 \\ -5 \\ \hline \end{array}$$

$$\begin{array}{r} 9 \\ +5 \\ \hline \end{array}$$

$$\begin{array}{r} 8 \\ +6 \\ \hline \end{array}$$

$$\begin{array}{r} 5 \\ -1 \\ \hline \end{array}$$

$$\begin{array}{r} 5 \\ -4 \\ \hline \end{array}$$

$$\begin{array}{r} 7 \\ +1 \\ \hline \end{array}$$

$$\begin{array}{r} 6 \\ -0 \\ \hline \end{array}$$

$$\begin{array}{r} 7 \\ +0 \\ \hline \end{array}$$

$$\begin{array}{r} 4 \\ +4 \\ \hline \end{array}$$

$$\begin{array}{r} 7 \\ +3 \\ \hline \end{array}$$

$$\begin{array}{r} 5 \\ -5 \\ \hline \end{array}$$

$$\begin{array}{r} 8 \\ +0 \\ \hline \end{array}$$

$$\begin{array}{r} 5 \\ -1 \\ \hline \end{array}$$

$$\begin{array}{r} 9 \\ +3 \\ \hline \end{array}$$

$$\begin{array}{r} 9 \\ -1 \\ \hline \end{array}$$

$$\begin{array}{r} 6 \\ +3 \\ \hline \end{array}$$

$$\begin{array}{r} 5 \\ -4 \\ \hline \end{array}$$


$$\begin{array}{r} 7 \\ -3 \\ \hline \end{array}$$

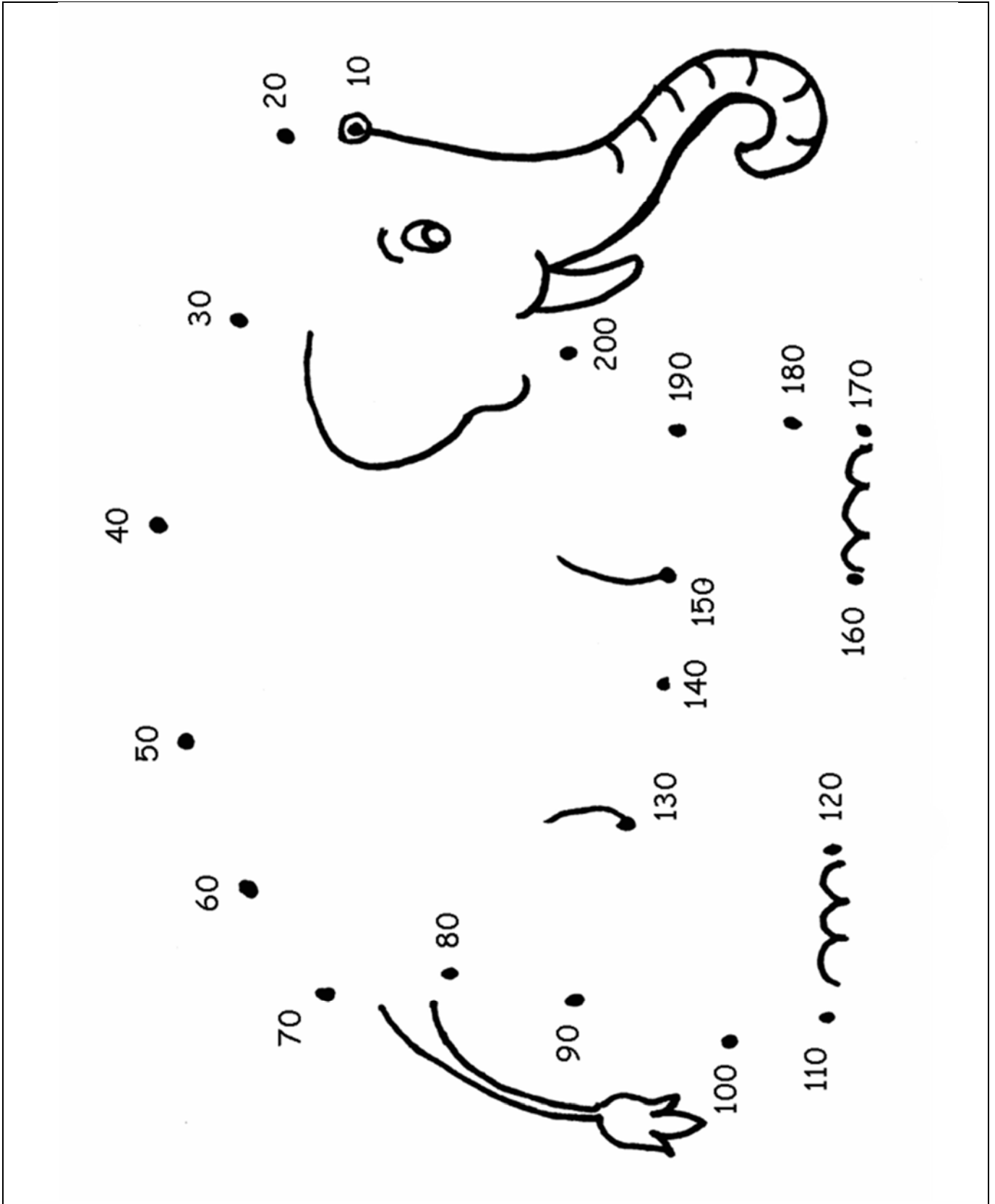
$$\begin{array}{r} 7 \\ -2 \\ \hline \end{array}$$

$$\begin{array}{r} 5 \\ +1 \\ \hline \end{array}$$

$$\begin{array}{r} 7 \\ -3 \\ \hline \end{array}$$

Join dots





Science

1. You need food to help you grow. What food did you eat yesterday? Draw three large and two small plates. On large plates draw or write what you had for breakfast, lunch and dinner. Write the names of items on small plate, you had between the meals (juice, chips, sweets ect.). See and write how many healthy items you had yesterday. You should improve the intake of healthy food.

Remember to drink plenty of water and milk.

2. Scrapbook for endangered animals:

An endangered animal is one that is in danger of disappearing forever.

In Pakistan the following are considered as endangered animals: a.

Markhor

- b. Uryal
- c. Green Indus Turtle
- d. Hubara Bustard
- e. Snow Leopard
- f. Marco Polo Sheep
- g. Indus River Dolphin
- h. Asian Black Bear
- i. Siberian Cranes

Paste pictures of any five endangered animals of Pakistan and label them.

3. Make a list of things you can find in your home that use electricity. Draw or paste pictures of these things. Label these pictures. **Tell** your elders to switch off extra lights and fans when not in use. **Remember** not to touch plugs, sockets or anything connected to the electrical mains.
4. How many water taps are there in your home? Count and write the number and places (washroom, kitchen etc.) on a chart paper. Observe carefully for one week that there is no leakage or dripping from the taps. If there is any leakage, inform

your parents immediately. Complete the given table, drawn on the chart paper. In case there is no leakage/ dripping prepare a “Well Done” card for your parents. Prepare 3-4 small charts “SAVE WATER” and paste them in washrooms, laundry and kitchen.

No. of water taps	Places	Is there any dripping (Put a tick) Yes / No	In case of Yes, did you inform your parents? (Put a tick) Yes / No	In case of Yes, Is it repaired? (Put a tick) Yes / No
		Yes / No	Yes / No	Yes / No

Make any 2 projects and submit after summer vacations

1. **Project: Make a small solar system using real objects.**
2. **Project: Make life cycle of a butterfly.**
3. **Project: Grow a plant in a small pot and water it regularly and observe how it grows. (Do Activity Book (Work Book) page : 45,46 (Activity 7: Grow a bean))**

Procedure is given on Activity book page : 45. Follow the instructions carefully.)

4. **Project: Take a celery stalk and a glass jar filled with colored water and put the celery stalk in it and observe the water absorption in celery stalk.**

Prepare the following booklets:

- a). **Make a booklet of healthy and unhealthy foods.**
- b). **Collect different flowers and leaves and make a booklet.**

My Body

Draw a line from picture on left to the matching picture on right .



Word Search

L N O S E Y

E

E Y A E E

H A

G H E A D A

R

WORDS

Mouth

Body

Hand

Eye

Hair

Leg



Label and Color the Body Parts



All About Senses

Draw a line from picture on left to the matching picture on right .



List the Things

What do you see, hear, smell and touch in the spring time?


The worksheet is designed for a child to list things they experience in spring. It features four main boxes, each with a decorative scalloped top and a corresponding illustration:

- I see...:** A box for visual observations, accompanied by a drawing of a flower with two blossoms.
- I hear...:** A box for auditory observations, accompanied by a drawing of a duck.
- I smell...:** A box for olfactory observations, accompanied by a drawing of a rose.
- I taste...:** A box for gustatory observations, accompanied by a drawing of three strawberries.


Each box is empty, providing space for the child to write their answers.

Name the Senses

and Sense Organs



The Five Senses Word Search



Match the body part with the sense, and then find all of the words in the grid above.

fingers

ears

eyes

tongue

nose

hear

see

smell


taste

touch

Healthy Eating

Healthy Food Choices Activity

Color the food that are Healthy Choices for our bodies.



Word Search



Healthy Food

B	A	K	A	P	R	I	C	O	T	S	K	U	C
R	R	B	R	L	C	O	D	N	L	L	S	M	H
E	T	R	A	E	R	L	N	A	U	I	N	T	E
A	I	O	S	M	A	T	S	I	P	V	M	W	R
D	C	C	P	O	N	R	Q	L	O	P	O	E	R
O	H	O	B	N	B	G	U	Y	V	N	L	U	Y
P	O	L	E	C	E	B	A	N	A	N	A	E	T
S	L	L	R	B	R	F	S	F	M	C	V	S	O
A	E	I	R	X	R	P	H	L	I	R	O	E	M
L	S	M	Y	N	Y	D	D	O	L	A	C	C	A
M	Y	O	G	U	R	T	I	Q	K	B	A	H	T
O	A	H	S	P	I	N	A	C	H	P	D	E	O
N	X	F	I	G	A	R	L	I	C	A	O	E	V
M	D	C	P	L	S	H	E	L	L	F	I	S	H
I	N	C	A	N	T	A	L	O	U	P	E	E	Q
P	E	A	N	U	T	S	M	G	I	N	G	E	R

MILK
YOGURT
APPLE
BANANA
BROCOLLI
CHERRY
CHEESE
BREAD
APRICOTS

AVOCADO
CANTALOUPE
RASPBERRY
TOMATO
CRANBERRY
LEMON
LIME
FIG
ONION

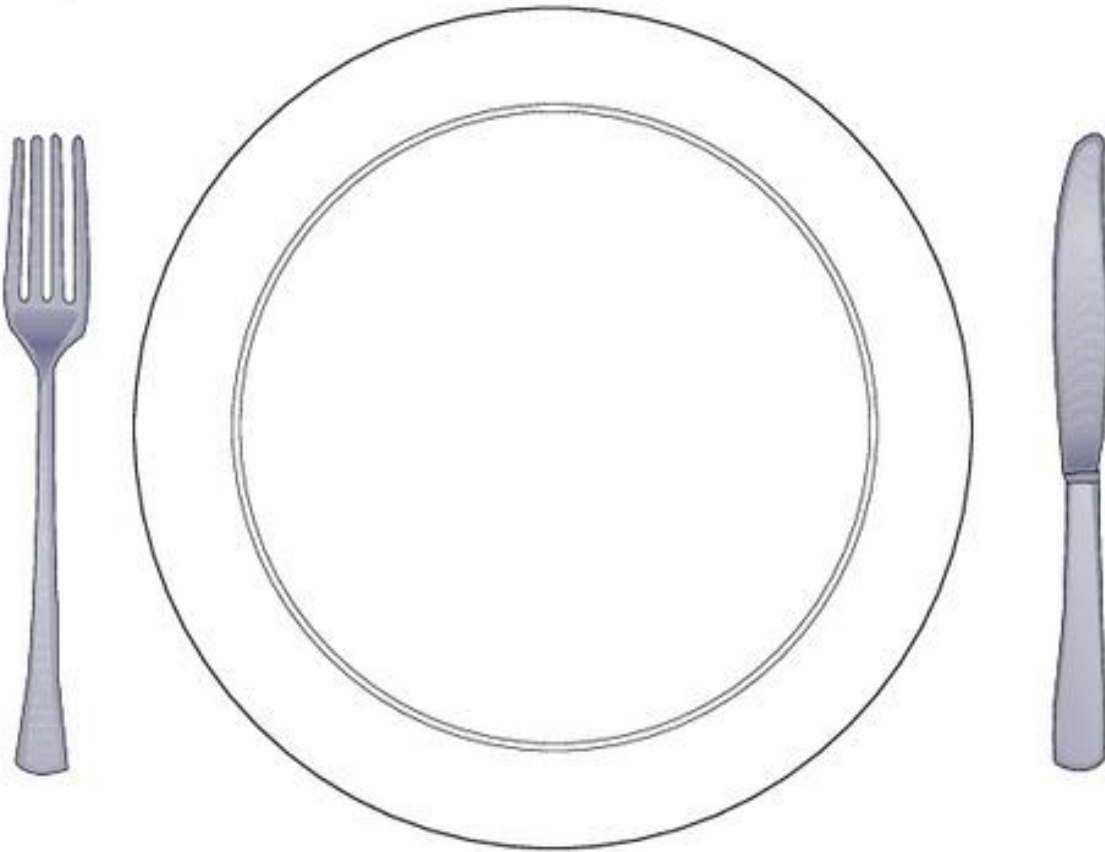
ARTICHOLES
GINGER
SPINACH
SQUASH
GARLIC
PEANUTS
SHELLFISH
SALMON
CRAB



Which Food is

Healthy

On the plate below draw and colour the foods you think would make a healthy dinner.







Name a healthy snack _____

Name an unhealthy snack _____

Animals

Who lives on a farm?

Color the animals that live on a farm.








Unscramble the

Words

Farm Animals Word Scramble

Look at each farm animal picture and unscramble the letters and write the name of the farm animal on the line.

 _____	eheps	 _____	cudk
 _____	osertor	 _____	woc
		 _____	rehos
 _____	atog	 _____	nichkec

Word Search

Farm Animals

Word Search



CHICKEN
COW
DONKEY
GOAT
HORSE

RABBIT
SHEEP
TURKEY



Urdu and Islamiyat

Urdu

- ۱- اپنی چھوٹی سی ذاتی لغت بنائیے۔ چند صفحات اکٹھے کر کے انہیں رہن سے باندھیے اور پھر انہیں حروف تہجی کے لحاظ سے ترتیب دے کر ان میں ایسے نئے الفاظ لکھیے جو آپ سُننے یا پڑھتے ہیں۔ ہر حرف سے کم از کم دو الفاظ تحریر کیجیے۔
- ۲- چھٹیوں کے کام میں دی گئی فہرست میں سے یا اپنی پسند کی کوئی کہانی منتخب کر کے پڑھیں اور دیالوگ یا گیت تیار کر لیں۔
- ۳- آپ کس شہر میں رہتے ہیں؟
یہ کس صوبے میں واقع ہے؟
کیا یہ صاف ستھرا شہر ہے؟
شہر میں صفائی کی ذمہ داری کیا، ہم سب کی ہوتی ہے یا صرف ایک محکمے کی؟

جوابات مکمل جملوں کی صورت میں لکھیں اور اس پیرا گراف کو اچھا سا عنوان دیں۔ ہو سکے تو اپنے شہر کے کسی بھی حصے کی ایک تصویر چسپاں کریں یا خود ڈرائنگ بنائیں۔

- ۴- پاکستان کا قومی ترانہ زبانی یاد کریں۔
- ۵- ذیل میں دیئے ہر لفظ کو دو مرتبہ خوشخط لکھیں اور ان کی املات یاد کریں۔
آسمان، ایک، پہاڑ، عزت، پڑوسی، سچ، علم، پاکستان، مالک، آسمان، کھڑکی، شام
حفاظت، بہن، بھائی، میدان، پہاڑ، روشنی ستارے، تنلی، کتاب، عدد، بیڑوسی، رنگ
- ۶- کسی بھی نام کو اسم کہتے ہیں۔ کوئی سی پانچ تصاویر چسپاں کریں۔ ان کے متعلق ایک ایک جملہ لکھیے اور جملے میں اسم کی نشاندہی بھی کیجیے۔
- ۷- چھٹیوں میں اپنی امی کے ساتھ مل کر فروٹ چاٹ / لیموں کا شربت بنائیے۔ اس میں استعمال ہونے والے پھلوں کی تصاویر چسپاں کریں۔

۸- گرمیوں کی چھٹیوں کے بعد تحریری اور تقریری مقابلے کا انعقاد کیا جائے گا










۹- بچوں کو درجہ ذیل عنوان پر 2 منٹ کسی تقریری اور 50 الفاظ کی تحریری مسبق کروائیں۔
عنوان: قائد اعظم، علامہ اقبال، یوم دفاع، یوم پاکستان، میں پاکستان کی خدمت
کیسے کر سکتا / سکتی ہوں۔

Islamiyat

☆ ان چھٹیوں میں تعویذ، تسمیہ، کلمہ طیبہ، درود پاک مع ترجمہ یاد کریں۔

عنوان: اللہ ایک ہے اور ہمارے پیارے نبیؐ کی پڑھائی کریں۔
اور انکی ورک شیٹ نمبر ۲-۱، شیٹ پر کر کے لائیں

My Planner from Themes from AL QURAN

My Planner from Themes from AL QURAN																				
																				
Surah Kafiroon		Surah Fatiha I meet Allah			Surah Asr I remain patient for Allah		Surah Abasa Allah talks to me		Surah Aa'la I remember Allah			Surah Takasur I refrain for Allah		Surah Alaq I see signs of Allah		Surah Al-Lail I help others for Allah		Surah Maoon I Share for Allah		
Lifestyle		Offering Salah			Fasting		Reciting Qur'an		Du'a and Azkaar			Controlled Entertainment		Studies		Helping		Giving Sadaqah		
Everyday	Fajr	Zuhar	Asr	Maghrib	Ishaa				Morning	Evening	Adhkaar	Outdoor	Indoor	Homework	Extra	Parents	Siblings	Others	Money	Smile
1																				
2																				
3																				
4																				
5																				
6																				
7																				
8																				
9																				
10																				
11																				
12																				
13																				
14																				
15																				
16																				
17																				
18																				
19																				
20																				
21																				
22																				
23																				
24																				
25																				
26																				
27																				
28																				
29																				
30																				

